THE MICHAEL CARTER RESIDENCE
678 Primrose Lane, Friday Harbor. WA 98250

DAVID L. WALDRON / ARCHITECT
310 Spring Street P. O. Box 2505, Friday Harbor WA 98250
360 378 3070 davidlwaldronarchitect.com

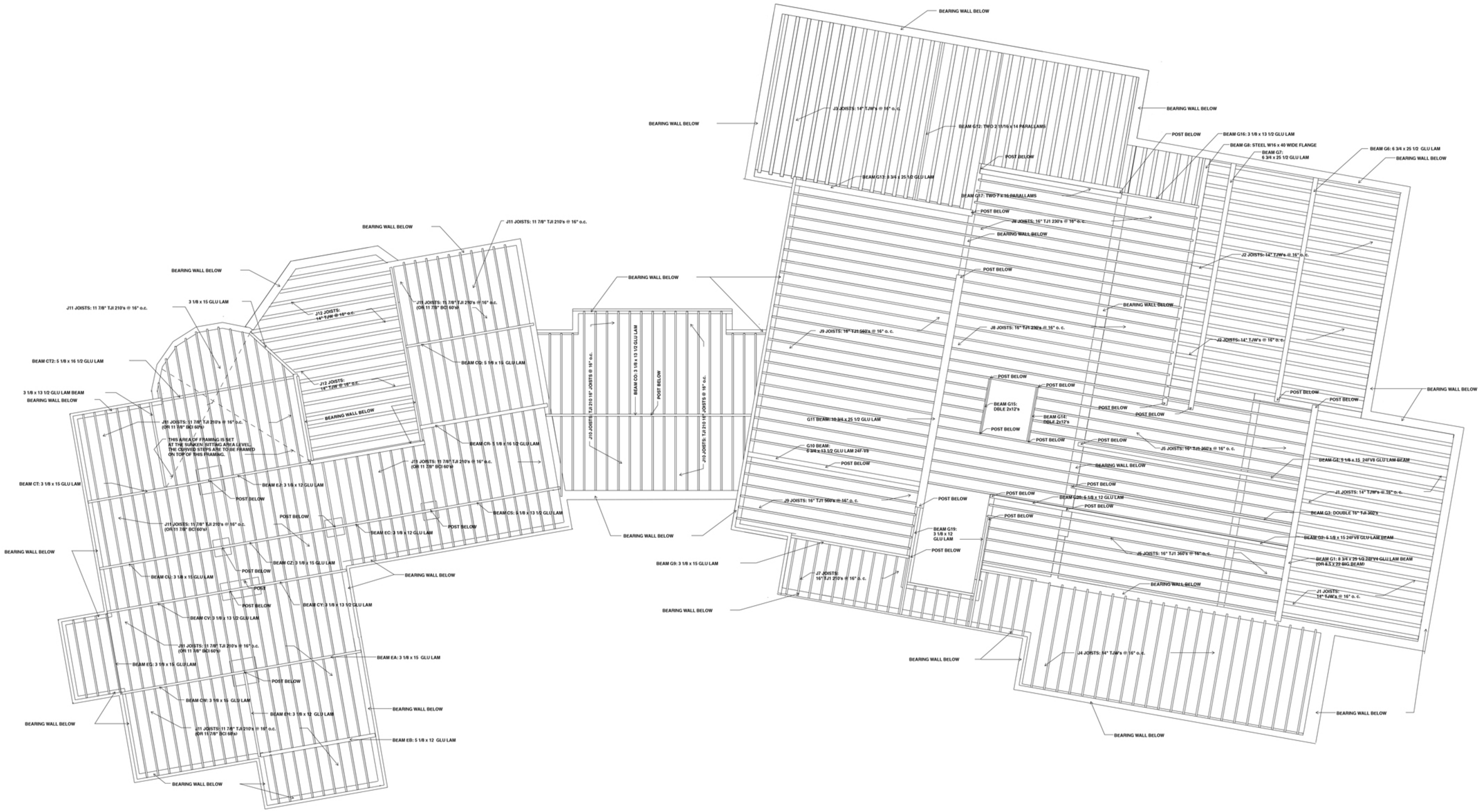

MAIN FLOOR FRAMING PLAN 1/8" = 1'-0" north

Revised 5/25/08

NOTE: ALL GLU LAMS WHICH ARE CONTINUOUS OVER SUPPORT ARE TO BE 24F-V8

Jan. 17, 2006
SJC Building Division

THE MICHAEL CARTER RESIDENCE
678 Primrose Lane, Friday Harbor. WA 98250

DAVID L. WALDRON / ARCHITECT
310 Spring Street P. O. Box 2505, Friday Harbor WA 98250
360 378 3070 davidlwaldronarchitect.com

THE FOLLOWING PERMIT CENTER NOTES WERE FOUND ON THE ORIGINAL APPROVED SET OF DRAWINGS:

Fire sprinklers required. Submit plans and clacs to fire marshal within 4 weeks of permit issuance.
Special inspector required for: rebar, structural steel, welding, wood framing (prior to coverr, all lateral and gravity loads.
The engineering (11"x17" size) part of the approved plans is detached due to size of submittal.

Engineered structure. Read all engineering.

The owner is responsible for all errors or omissions on plans.
The Permit Center assumes no liability for errors or omissions. per U. B. S. Sec. 104.2.6
Approved by (Craig Vaughn) SanJuan Co. Permit Center. Date (7/1/03).

S. J. C. PERMIT CENTER AUG 29 2003

Approved to construct per 1997 codes as required by RCW 19.27.031 subject ot field inspection and correction.
July 1, 2003 San Juan County Building Division
Greenhouse approved by a separate permit.

JAN. 17, 2006 NOTES FROM SJC BUILDING DIVISION

1. Doors to master suite terrace may swing over landing not more than 1" below top of threshold
2. Provide legal egress
3. Provide lgal handrail on all stairs with 4 or more risers
4. Provide legal guardrail on all decks 30" or greater above final grade

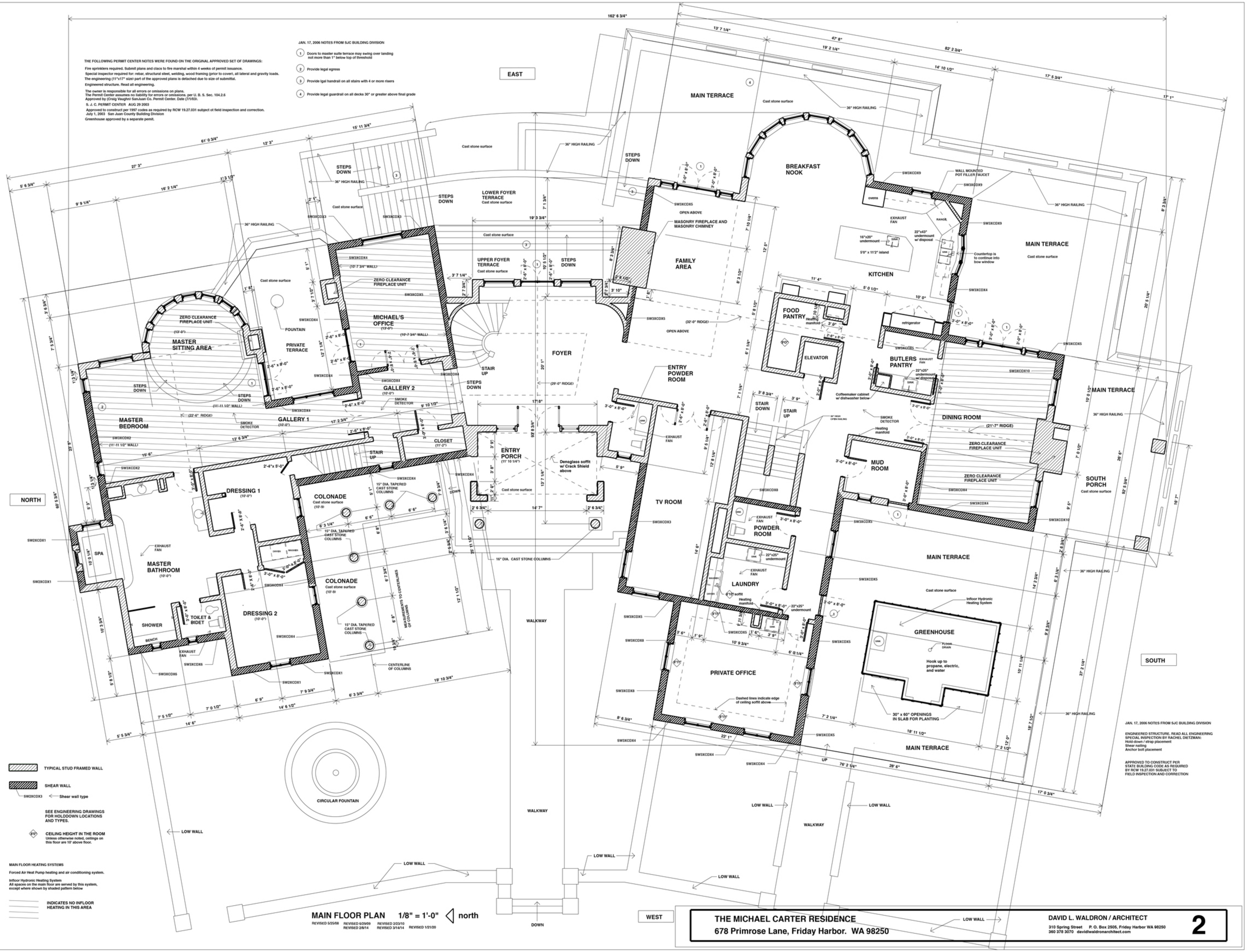

TYPICAL STUD FRAMED WALL

SHEAR WALL

SW2XCDX3 ← Shear wall type

SEE ENGINEERING DRAWINGS FOR HOLDDOWN LOCATIONS AND TYPES.

9'0" CEILING HEIGHT IN THE ROOM
Unless otherwise noted, ceilings on this floor are 10' above floor.

MAIN FLOOR HEATING SYSTEMS

Forced Air Heat Pump heating and air conditioning system.

Infloor Hydronic Heating System
All spaces on the main floor are served by this system, except where shown by shaded pattern below

INDICATES NO INFLOOR HEATING IN THIS AREA

MAIN FLOOR PLAN 1/8" = 1'-0" north

REVISED 5/25/08 REVISED 6/29/09 REVISED 2/23/10 REVISED 2/8/14 REVISED 3/14/14 REVISED 1/21/20

JAN. 17, 2006 NOTES FROM SJC BUILDING DIVISION

ENGINEERED STRUCTURE. READ ALL ENGINEERING
SPECIAL INSPECTION BY RACHEL DIETZMAN:
Hold-down / strap placement
Shear nailing
Anchor bolt placement

APPROVED TO CONSTRUCT PER STATE BUILDING CODE AS REQUIRED BY RCW 19.27.031 SUBJECT TO FIELD INSPECTION AND CORRECTION

THE MICHAEL CARTER RESIDENCE
678 Primrose Lane, Friday Harbor. WA 98250

DAVID L. WALDRON / ARCHITECT
310 Spring Street P. O. Box 2505, Friday Harbor WA 98250
360 378 3070 davidlwaldronarchitect.com

THE NOTES BELOW ARE PERMIT GENERATED NOTES FOUND ON BLDG. DEPT. COPY:

Approved to construct per 1997 codes as required by RCW 19.27.031 subject ot field inspection and correction.
July 1, 2003 San Juan County Building Division

JAN. 17,2008 NOTES BY SJC BUILDING DIVISION

1. PROVIDE LEGAL HANDRAIL
2. DOORS MAY SWING OVER LANDINGS NOT MORE THAN 1" BELOW TRESHOLD
3. SEE ATTACHED DESIGN REQUIREMENTS RO SAFETY GLASS LOCATIONS
4. PROVIDE LEGAL EGRESS

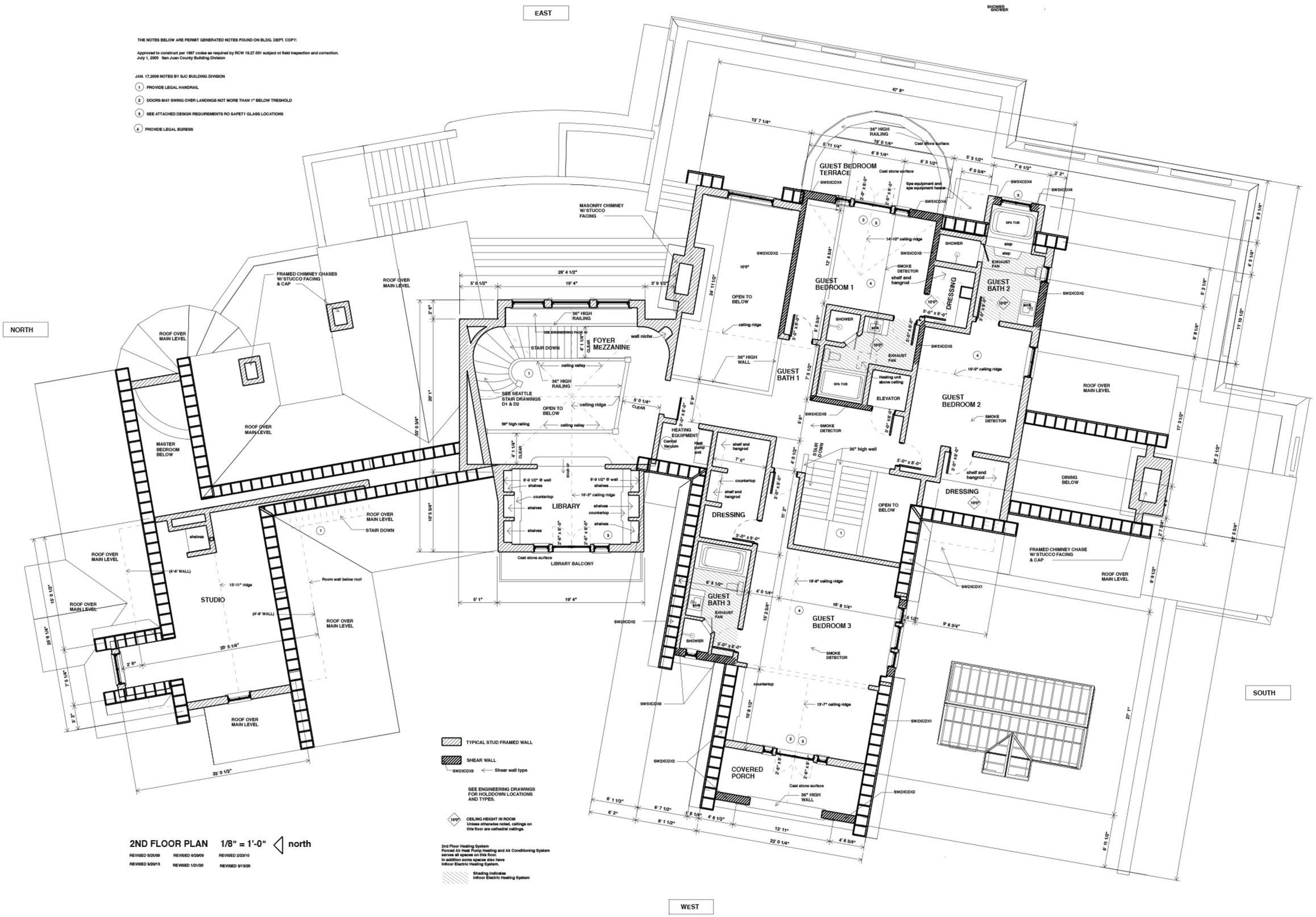

2ND FLOOR PLAN 1/8" = 1'-0" north

REVISED 5/25/08 REVISED 6/29/09 REVISED 2/23/10
REVISED 3/20/13 REVISED 1/21/20 REVISED 3/13/20

THE MICHAEL CARTER RESIDENCE
678 Primrose Lane, Friday Harbor. WA 98250

DAVID L. WALDRON / ARCHITECT
310 Spring Street P. O. Box 2505, Friday Harbor WA 98250
360 378 3070 davidlwaldronarchitect.com

SEE SHEET 8 FOR STUCCO SYSTEM DESCRIPTION AND TERRACE WATERPROOFING SYSTEM

SOUTH ELEVATION 1/8" = 1'-0"

REVISED 11/11/07 REVISED 6/29/09 REVISED 1/21/20

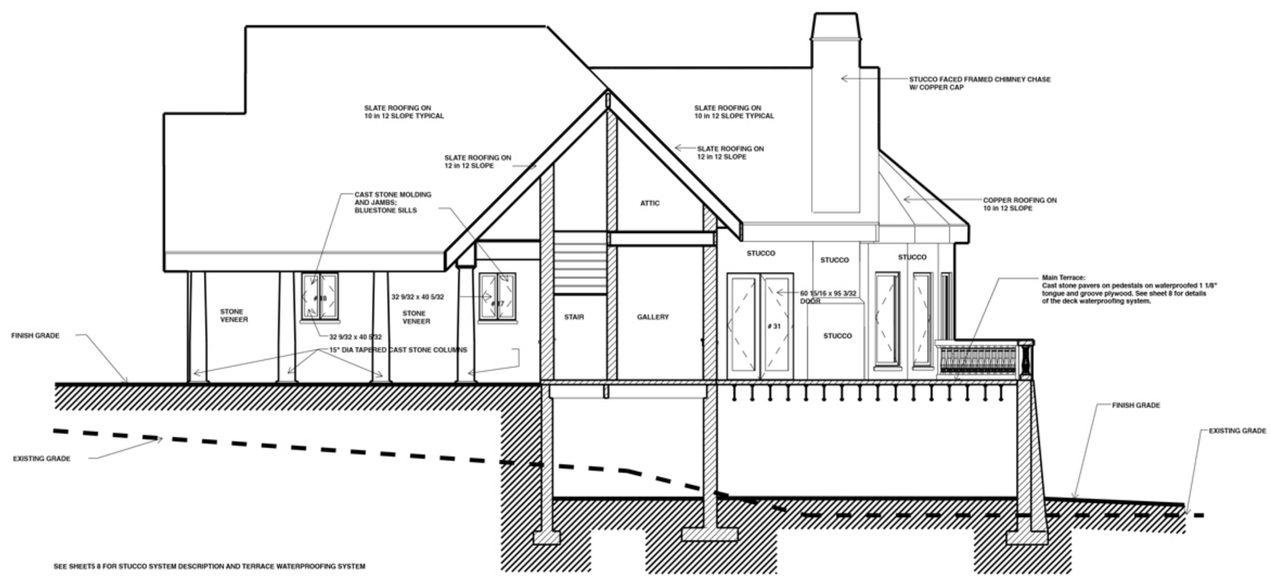

SEE SHEETS 8 FOR STUCCO SYSTEM DESCRIPTION AND TERRACE WATERPROOFING SYSTEM

MASTER SUITE SOUTH ELEVATION 1/8" = 1'-0"

REVISED 9/29/07 REVISED 1/21/20

THE MICHAEL CARTER RESIDENCE
678 Primrose Lane, Friday Harbor. WA 98250

DAVID L. WALDRON / ARCHITECT
310 Spring Street P. O. Box 2505, Friday Harbor WA 98250
360 378 3070 davidlwaldronarchitect.com

THE NOTES BELOW ARE PERMIT GENERATED NOTES FOUND ON BLDG. DEPT. COPY:

Approved to construct per 1997 codes as required by RCW 19.27.031 subject ot field inspection and correction.
July 1, 2003 San Juan County Building Division

PROVIDE CRAWLSPACE VENTILATION

NOTES FROM JAN. 17, 2006 SJC BUILDING DIVISION

1. Provide legal egress
2. Doors may swing over landings not more than 1" below threshold.
3. 20 min. rated door with self-closing hinges
4. Provide 1 hour separation walls and ceiling (5/8 type x gypsum walls; 2 layers 1/2" type x gypsum ceiling; provide trap promers 3 vents)

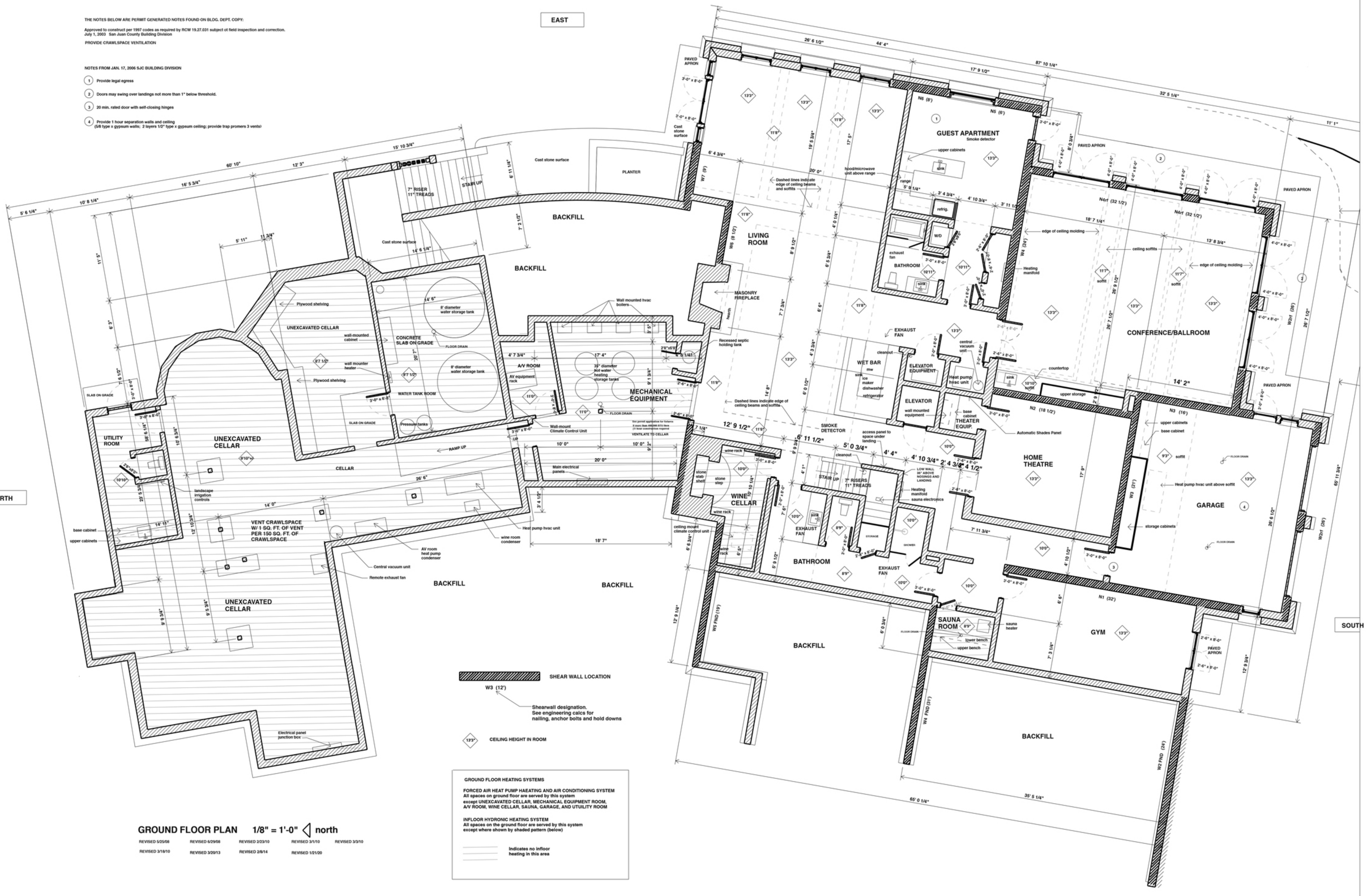

GROUND FLOOR PLAN 1/8" = 1'-0" north

REVISED 5/25/08 REVISED 6/29/08 REVISED 2/23/10 REVISED 3/1/10 REVISED 3/3/10
REVISED 3/18/10 REVISED 3/20/13 REVISED 2/8/14 REVISED 1/21/20

THE MICHAEL CARTER RESIDENCE
678 Primrose Lane, Friday Harbor. WA 98250

DAVID L. WALDRON / ARCHITECT
310 Spring Street P. O. Box 2505, Friday Harbor WA 98250
360 378 3070 davidlwaldronarchitect.com

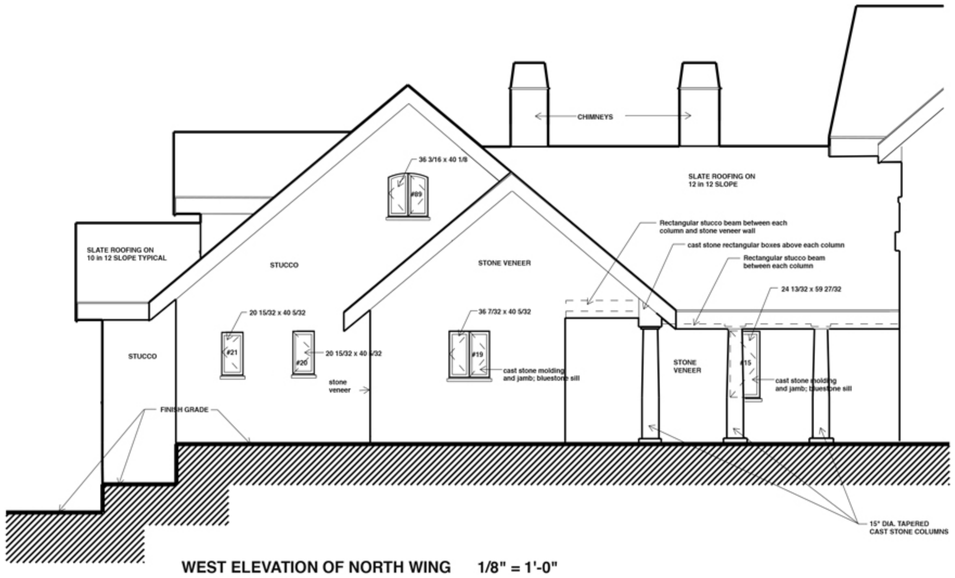

WEST ELEVATION OF NORTH WING 1/8" = 1'-0"

REVISED 9/29/07 REVISED 1/21/20

SEE SHEET 8 FOR STUCCO SYSTEM DESCRIPTION AND TERRACE WATERPROOFING SYSTEM

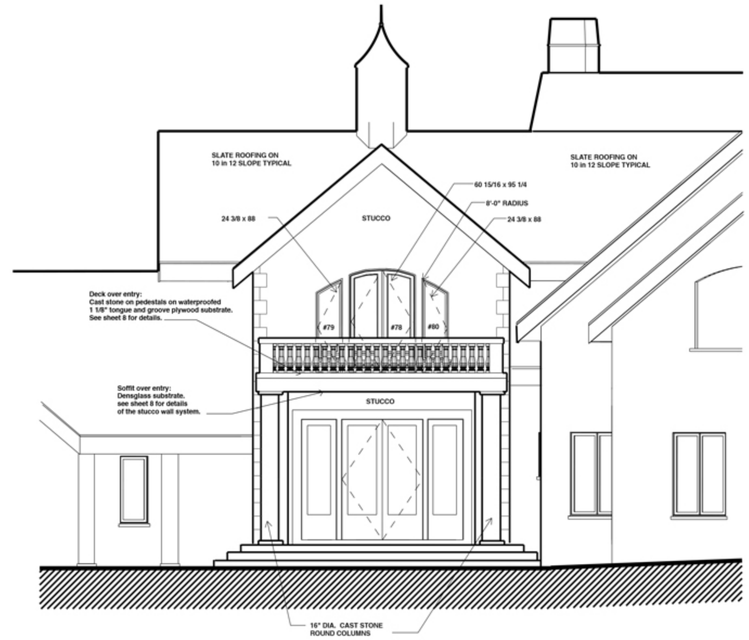

FOYER WEST ELEVATION 1/8" = 1'-0"

REVISED 11/21/07 REVISED 2/23/10 REVISED 1/21/20

SEE SHEET 5 FOR STUCCO SYSTEM DESCRIPTION AND TERRACE WATERPROOFING SYSTEM

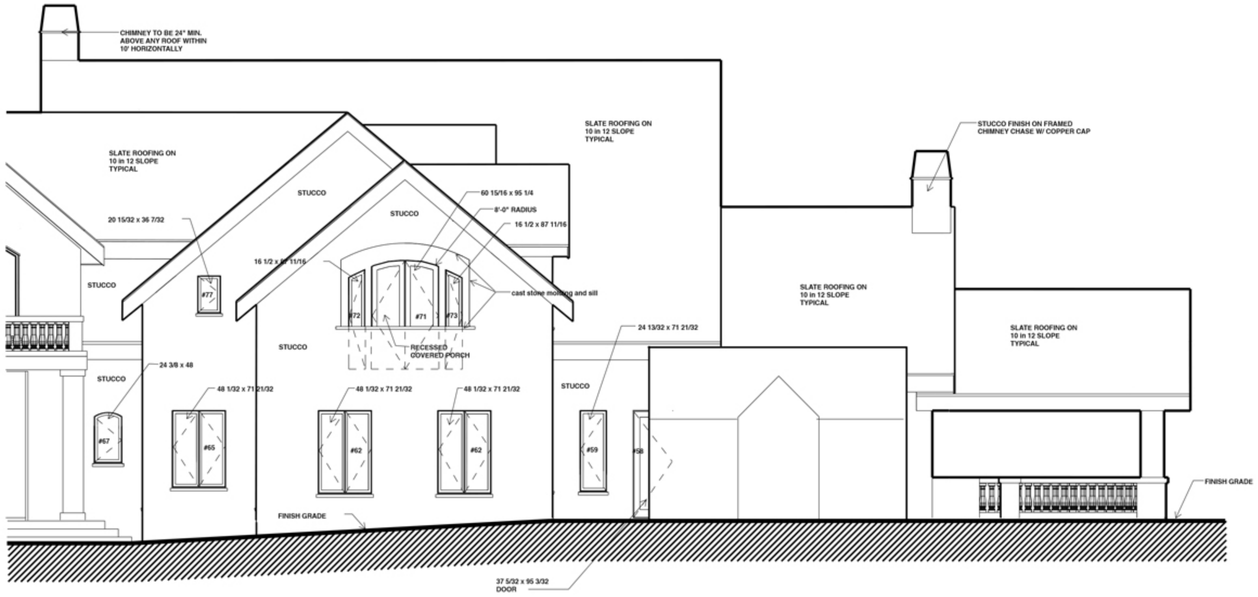

SOUTH WING WEST ELEVATION 1/8" = 1'-0"

REVISED 11/11/07 REVISED 1/21/20

SEE SHEET 8 FOR STUCCO SYSTEM DESCRIPTION AND TERRACE WATERPROOFING SYSTEM

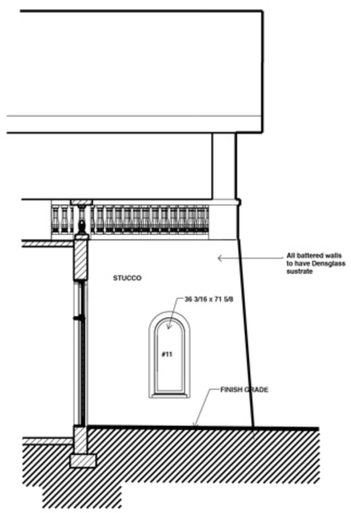

GARAGE WEST ELEVATION 1/8" = 1'-0"

REVISED 1/21/20

SEE SHEET 8 FOR STUCCO SYSTEM DESCRIPTION AND TERRACE WATERPROOFING SYSTEM

THE MICHAEL CARTER RESIDENCE

678 Primrose Lane, Friday Harbor. WA 98250

DAVID L. WALDRON / ARCHITECT

310 Spring Street P. O. Box 2505, Friday Harbor WA 98250
360 378 3070 davidlwaldronarchitect.com

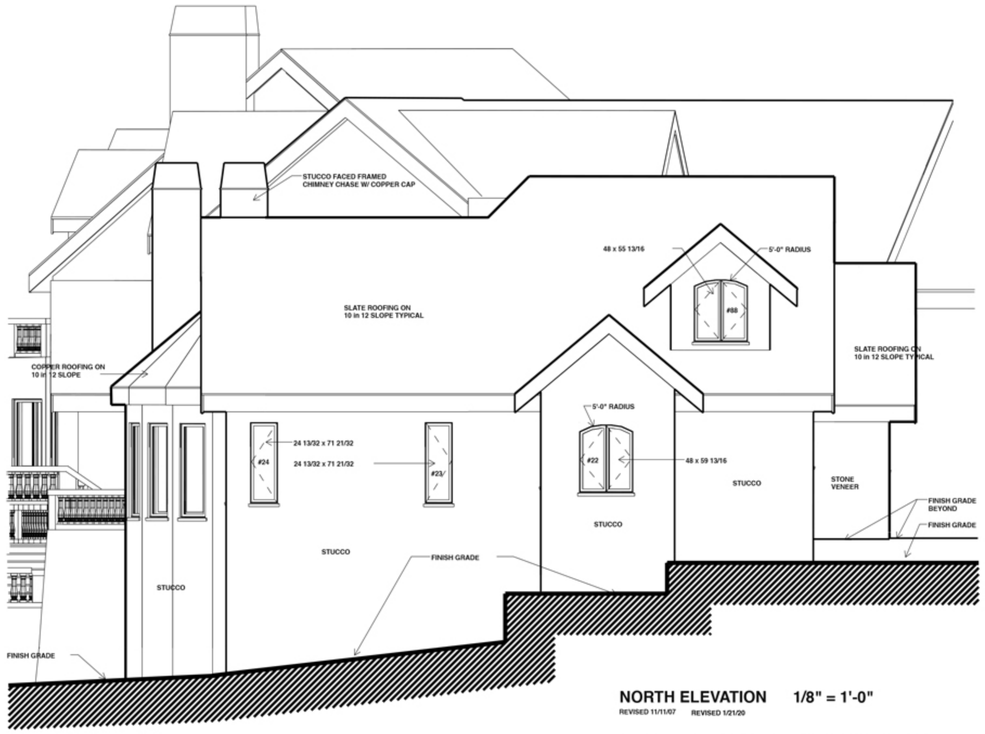

NORTH ELEVATION 1/8" = 1'-0"

REVISED 11/11/07 REVISED 1/21/20

SEE SHEET 8 FOR STUCCO SYSTEM DESCRIPTION AND TERRACE WATERPROOFING SYSTEM

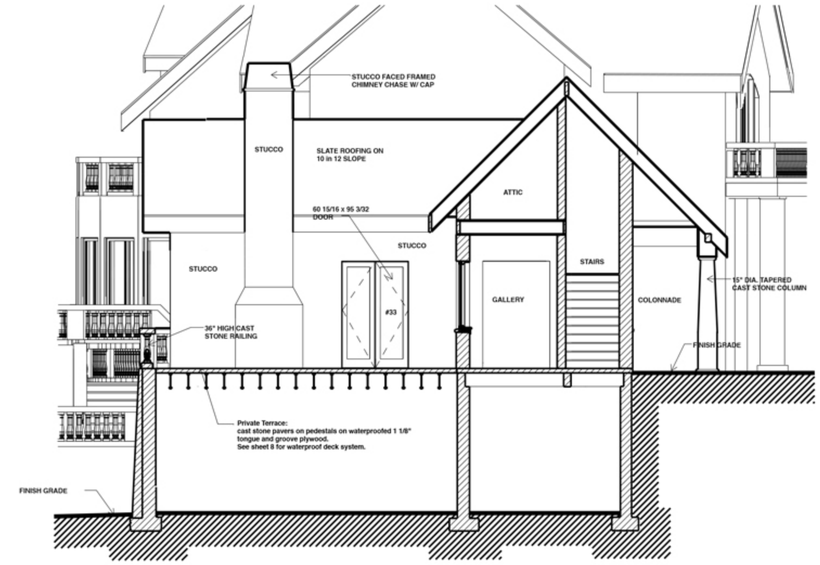

NORTH ELEVATION OF OFFICE 1/8" = 1'-0"

REVISED 9/29/07 REVISED 1/21/20

SEE SHEET 8 FOR STUCCO SYSTEM DESCRIPTION AND TERRACE WATERPROOFING SYSTEM

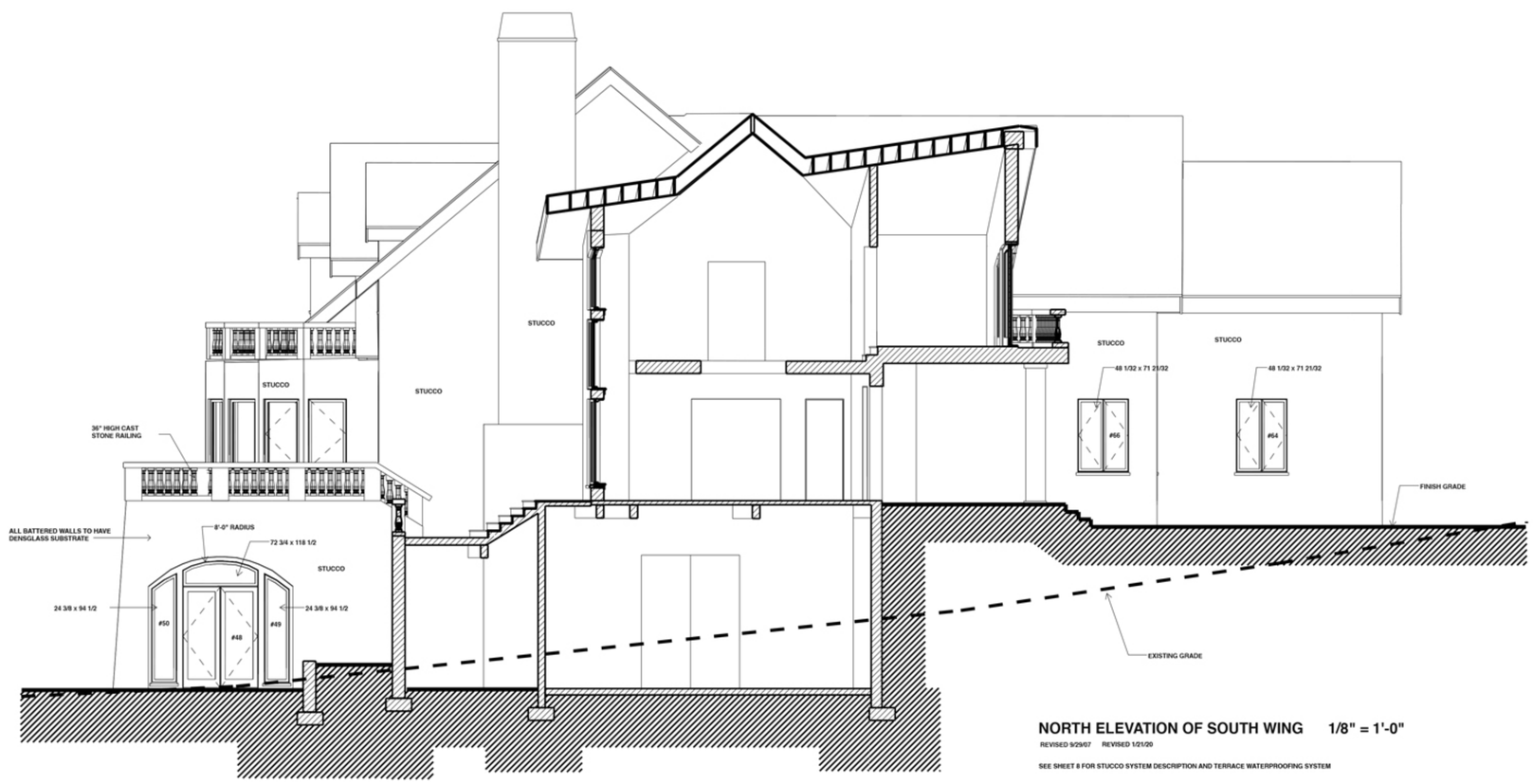

NORTH ELEVATION OF SOUTH WING 1/8" = 1'-0"

REVISED 9/29/07 REVISED 1/21/20

SEE SHEET 8 FOR STUCCO SYSTEM DESCRIPTION AND TERRACE WATERPROOFING SYSTEM

THE MICHAEL CARTER RESIDENCE
678 Primrose Lane, Friday Harbor. WA 98250

DAVID L. WALDRON / ARCHITECT
310 Spring Street P. O. Box 2505, Friday Harbor WA 98250
360 378 3070 davidlwaldronarchitect.com

SOUTH WING EAST ELEVATION 1/8" = 1'-0"

REVISED 11/11/07 REVISED 6/29/09 REVISED 1/21/20

SEE SHEET 8 FOR STUCCO SYSTEM DESCRIPTION AND TERRACE WATERPROOFING SYSTEM

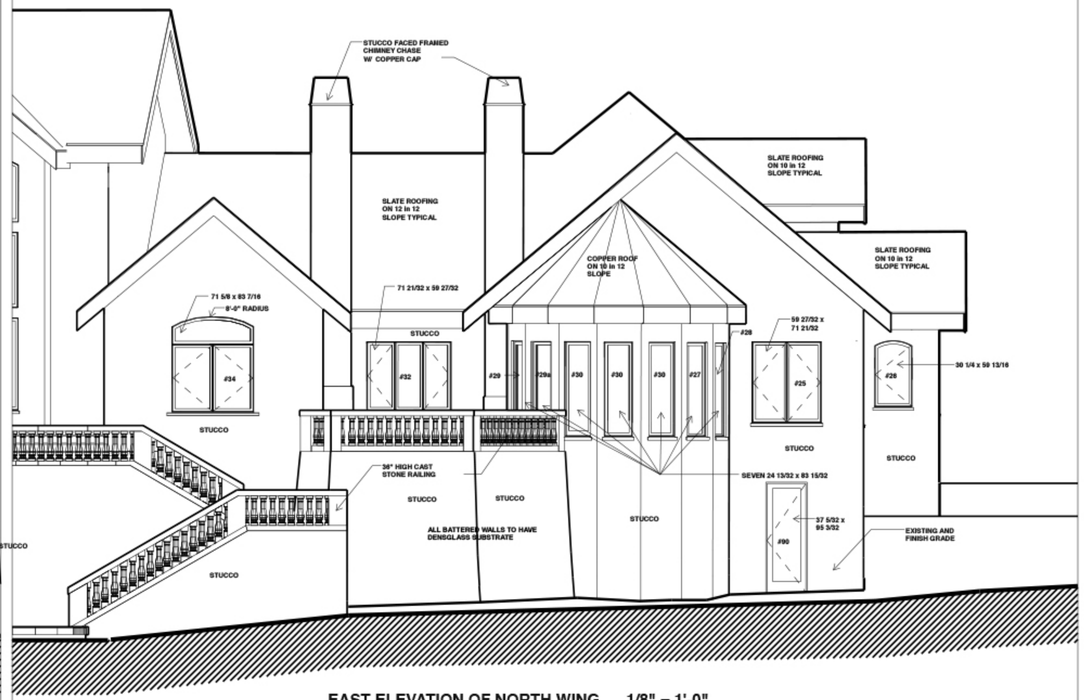

EAST ELEVATION OF NORTH WING 1/8" = 1'-0"

REVISED 6/29/07 REVISED 1/21/20

SEE SHEET 8 FOR STUCCO SYSTEM DESCRIPTION AND TERRACE WATERPROOFING SYSTEM

PRIVATE TERRACE, MAIN TERRACE,
LIBRARY BALCONY and GUEST BEDROOM TERRACE

Westcoat ALX Waterproof Deck Coating System:
Step 1: Sealguard-40 ml membrane,
Step 2: metal package (deck edge, deck to wall, transition boots, door pans @ waterproofing system only, concrete slab and tile transition flashing to new wood deck and waterproofing system, copper drain inserts with flanges),
Step 3: metal lath,
Step 4: base coat,
step 5: slurry coat, and
Step 6: heavy duty fibermesh and resin and seal coat.

Level carbon fiber pedestals:
Outdoor Floor System Inc EP Deck Planks
(30x24x1 1/8) with adjusters and shims

Fiber reinforced 5000 psi 1 1/4" thick Napa Valley high psi cast stone pavers over
ODF Dry-Fab 8 oz. geotextile fabric on the deck pedestals

1 1/8" tongue and groove plywood with sleepers.

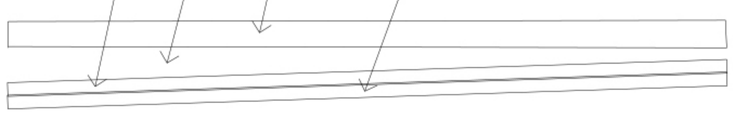

FOYER EAST ELEVATION 1/8" = 1'-0"

11/21/07 REVISED 1/21/20

SEE SHEET 8 FOR STUCCO SYSTEM DESCRIPTION AND TERRACE WATERPROOFING SYSTEM

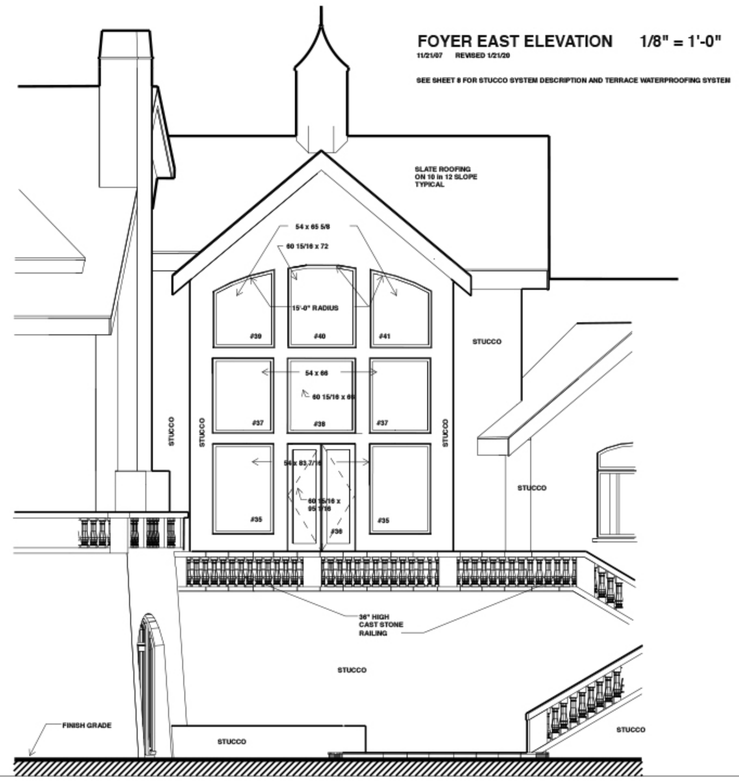

STUCCO WALL SYSTEM

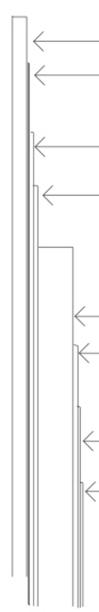

StoPowerwall DrainScreen System

Plywood or Densglass substrate

Steps 1 & 2: Fluid applied StoGold air/moisture barrier (2 coats), joint reinforcement, and StoGuard Rapid Seal to seal joints and holes. Master Seal HLM5000 on exposed walls below surface of pavers.

Step 3: Sto Drain Screen (drainage mat)

Step 4: StructaLath Twin Trac 2.5 welded metal lathClarkDietrich #66 expanded flange casing bead, Tree Island Steel K-Lath KWIK Corners, aluminum vent screens, copper vents with hoods, Structa V Truss bullnose corners, diamond lath at door and window inside top corners, kick-out copper flashing, and copper flashing at connections, hose bibs and chimney caps.

Step 5 & 6: Amermix Preblended scratch and brown stucco coats.

Steps 7 & 8:Crack Shield/Crack Defense acrylic base coat with Fiber Glass Mesh (81920 Sto Mesh and 80727 Sto BTS consisting of a base coat with the mesh, followed by the finish coat); in addition, two coats of the Crack Shield was installed on the large south wall (which faces most of the weather).

Step 9: 80190 Stolit Lotusan 1.0 (tuscan)acrylic finish color coat.

Step 10: Dynatrol I-XL (T43 Hybrid Window Tan) silyl-terminated polyurethane sealant caulking at all structural connections

ONLY STEPS 7, 8, 9 and 10 TO BE APPLIED TO:
Perimeter soffits; masonry curved walls; masonry chimney; south porch ceiling; main house entry door wall and ceiling; covered porch upper walls and ceiling; and colonnade.

REVISED 10/21/20, 3/6/20

GUESTHOUSE AND CARRIAGE HOUSE STUCCO:
Removed stucco: (1) around all doors and windows to install flexible weather wrapping, aluminum head flashing where needed, metal casings and bullnoses, and diamond lath in the top corners; (2) at the areas that required copper flashing and kick-out flashig, newly installed; and (3) at the wall bottoms so the newly installed casings are at least 1/2" above the surrounding bluestone terraces. Installed copper flashing at the south facing exterior doors and sidelights. Installed stucco Steps 1 & 2, Step 4, Steps 5 & 6 where the stucco was removed. In addition, throughout both structures, installed stucco Steps 7 & 8 & 9 &10.

THE MICHAEL CARTER RESIDENCE

678 Primrose Lane, Friday Harbor. WA 98250

DAVID L. WALDRON / ARCHITECT
310 Spring Street P. O. Box 2505, Friday Harbor WA 98250
360 378 3070 davidlwaldronarchitect.com

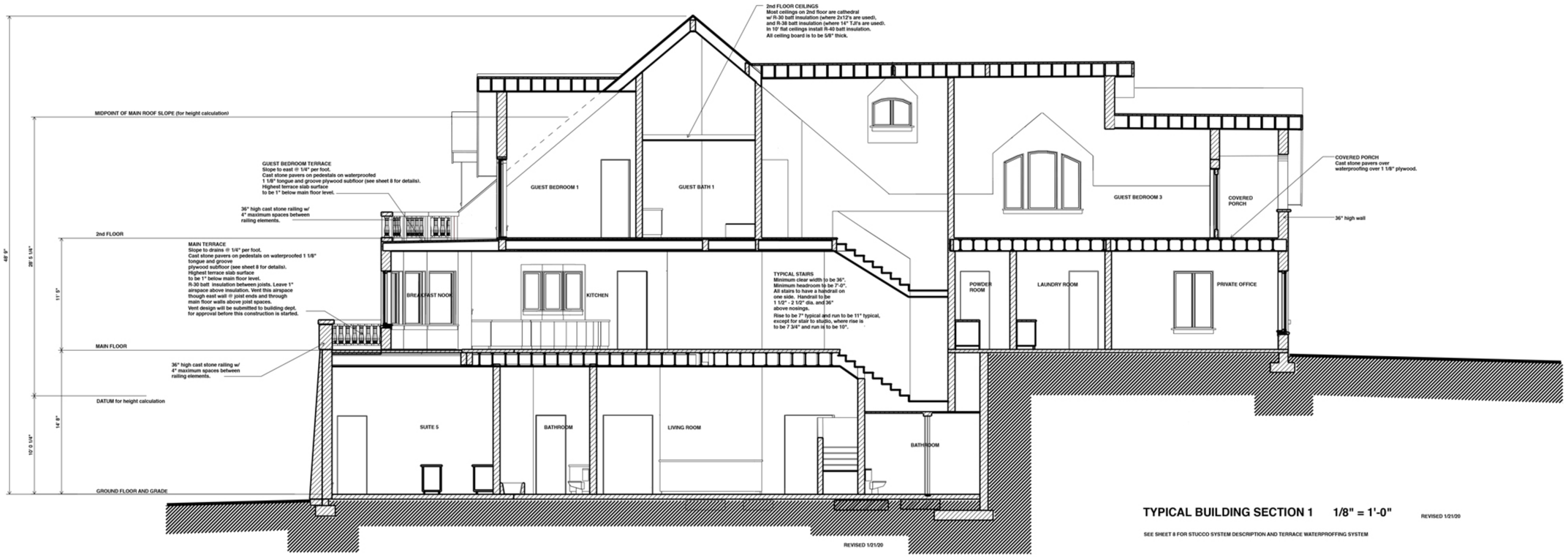

TYPICAL BUILDING SECTION 1 1/8" = 1'-0"

REVISED 1/21/20

SEE SHEET 8 FOR STUCCO SYSTEM DESCRIPTION AND TERRACE WATERPROFFING SYSTEM

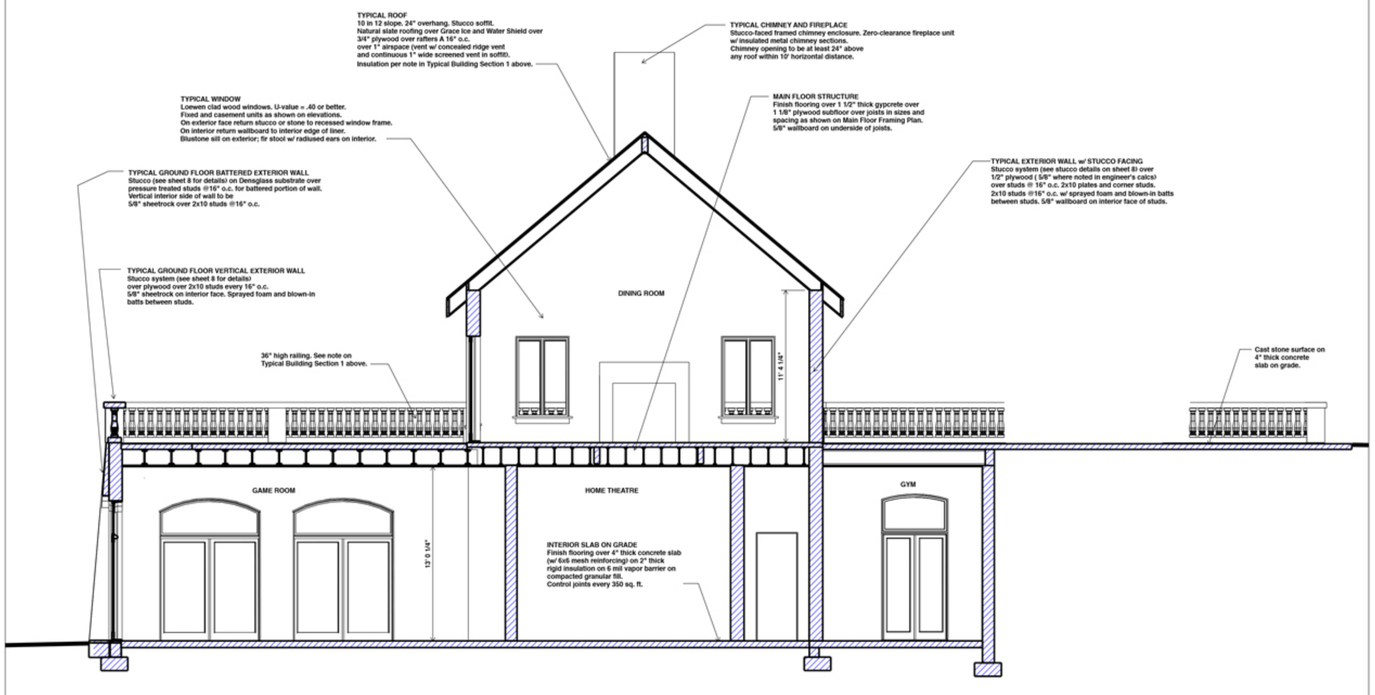

TYPICAL BUILDING SECTION 2 1/8" = 1'-0"

REVISED 11/11/07 REVISED 1/21/20

SEE SHEET 8 FOR STUCCO SYSTEM DESCRIPTION AND TERRACE WATERPROOFING SYSTEM

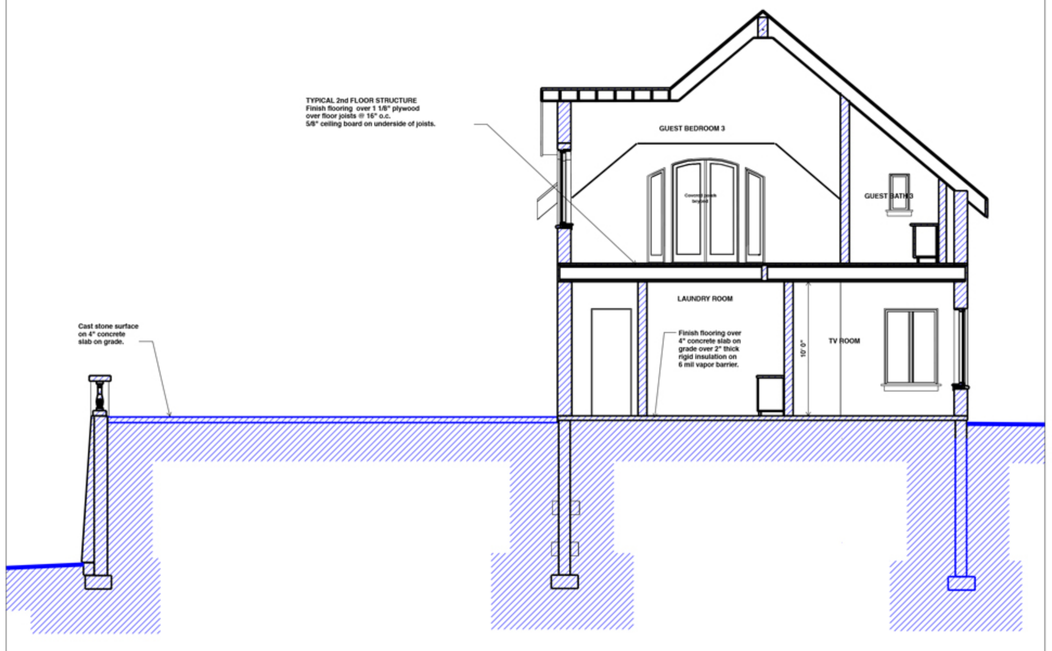

TYPICAL BUILDING SECTION 3 1/8" = 1'-0"

REVISED 9/29/07 REVISED 1/21/20

SEE SHEET 8 FOR STUCCO SYSTEM DESCRIPTION AND TERRACE WATERPROOFING SYSTEM

THE MICHAEL CARTER RESIDENCE

678 Primrose Lane, Friday Harbor. WA 98250

DAVID L. WALDRON / ARCHITECT

310 Spring Street P. O. Box 2505, Friday Harbor WA 98250
360 378 3070 davidlwaldronarchitect.com

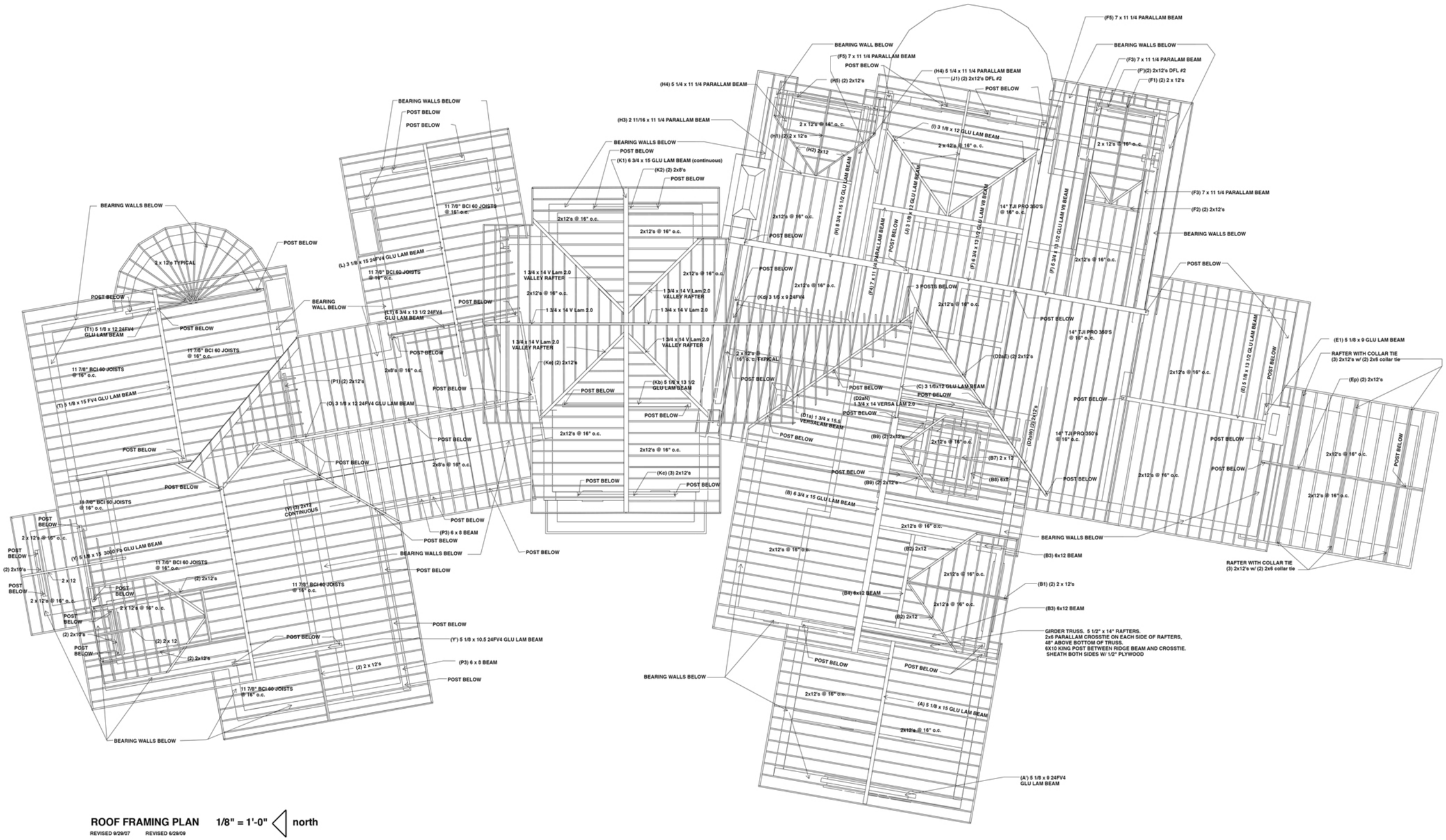

ROOF FRAMING PLAN 1/8" = 1'-0" north

REVISED 9/29/07 REVISED 6/29/09

THE MICHAEL CARTER RESIDENCE

678 Primrose Lane, Friday Harbor. WA 98250

DAVID L. WALDRON / ARCHITECT

310 Spring Street P. O. Box 2505, Friday Harbor WA 98250
360 378 3070 davidlwaldronarchitect.com

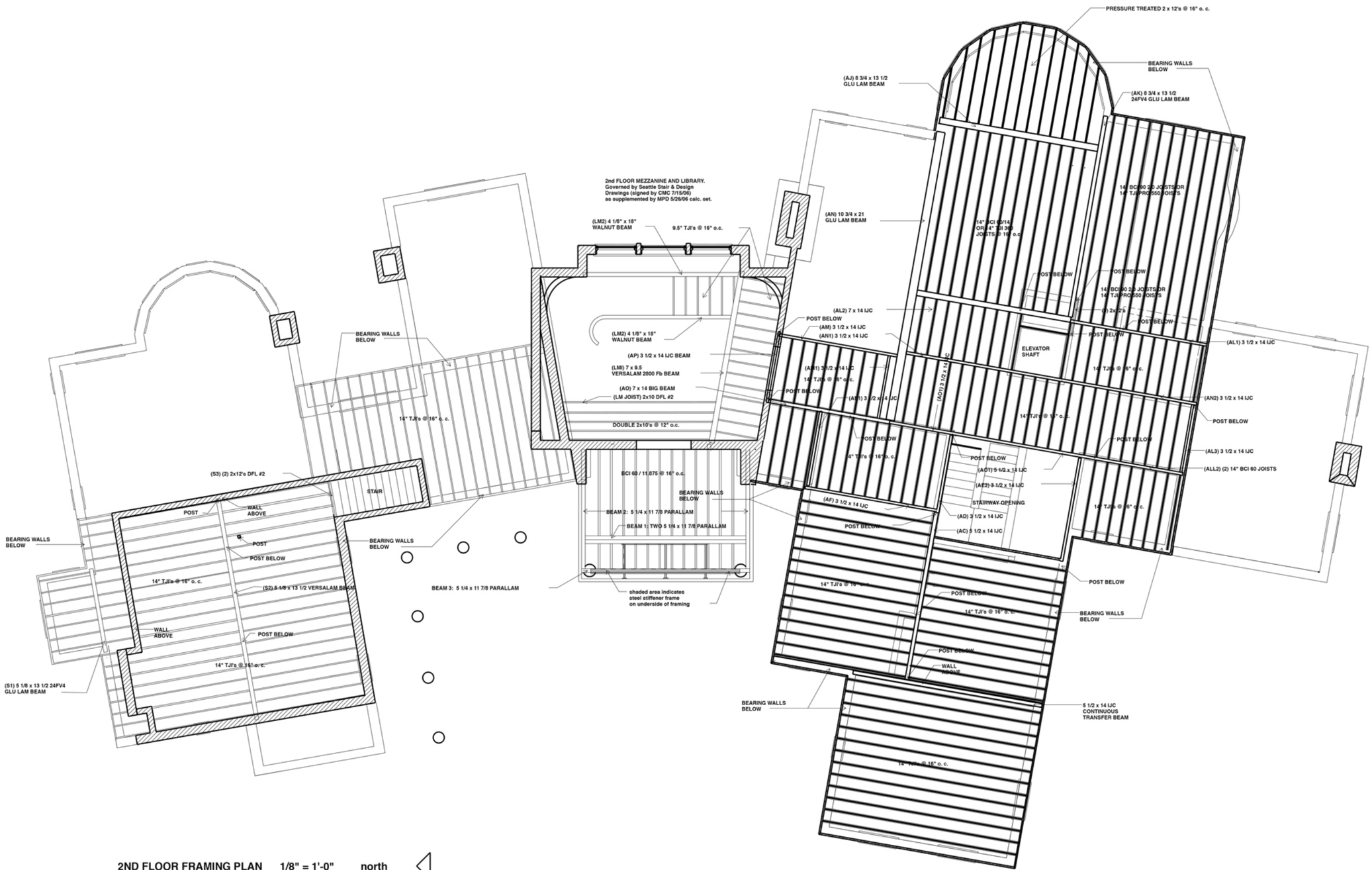

2ND FLOOR FRAMING PLAN 1/8" = 1'-0" north

REVISED 5/25/08

THE MICHAEL CARTER RESIDENCE

678 Primrose Lane, Friday Harbor. WA 98250

DAVID L. WALDRON / ARCHITECT

310 Spring Street P. O. Box 2505, Friday Harbor WA 98250
360 378 3070 davidlwaldronarchitect.com